

LI SWT for E.D

User Guide



Respected user:

Thank you for choosing this instrument which is carefully designed and manufactured.

For maximum benefit from the product, we sincerely recommend:

- This LI SWT device is designed for personal and clinic use. Thanks to its innovative design, an individual can perform the entire therapy himself by following the instructions in this manual.
- This LI SWT device delivers low intensity shockwaves which are not quiet. The loud sound you hear when using This LI SWT device is normal and necessary to deliver clinical-strength therapy.
- This LI SWT uses an electromagnetic coil to generate low intensity shock waves to propel the therapeutic wave emitting bullet forward. It is normal for the coil and handle to be warm during operation.
- A full therapy cycle involves treating each line of treatment twice in order as indicated by the smart guidance system.
- This LI SWT is not cordless/rechargeable. It must be plugged in during use.
- You may notice fine black powder or dust near the tip of the device during or after use be assured that this is the normal result of wear inside the LI SWT device due to mechanical collisions inside which are necessary to create the therapeutic acoustic waves. This powder may be safely wiped off the device during regular cleaning and it is not dangerous if it contacts your skin.

Notice: Please read this manual carefully before operating this machine.

Texas wellness LI SWT (low intensity shock wave therapy) device

【1】 Product Appearance (For reference only, subject to the actual product)



【2】 Standard accessories



Machine*1



Shockwave Handle*1



Working heads*2



Power line*1

【3】 Technical Parameters

Energy	10-35mj	Net Weight	3.8KG
Frequency	4-16Hz	Working Heads	2 Pieces
Bullet Lifespan	2million shots		
Touch Screen Size	4.3 inch		

【4】 Structure of the machine



【5】 Use Process

(1) Install handles



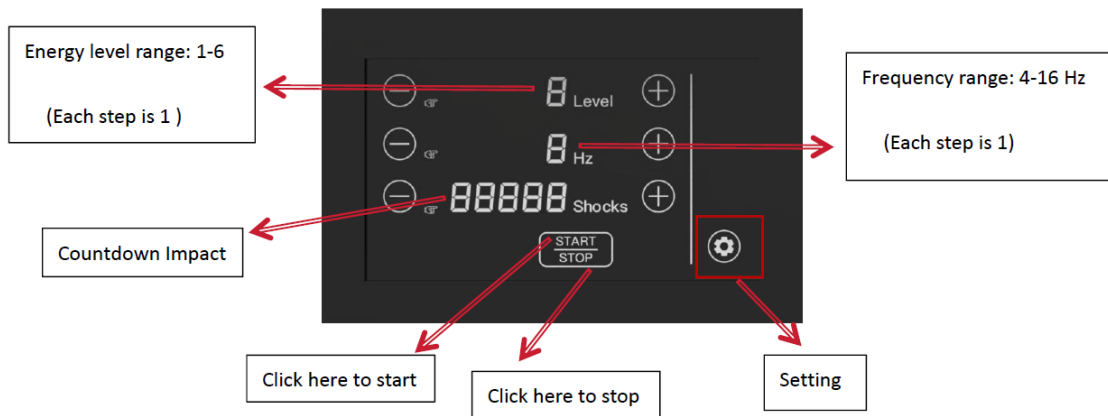
(2) Plug in and power on



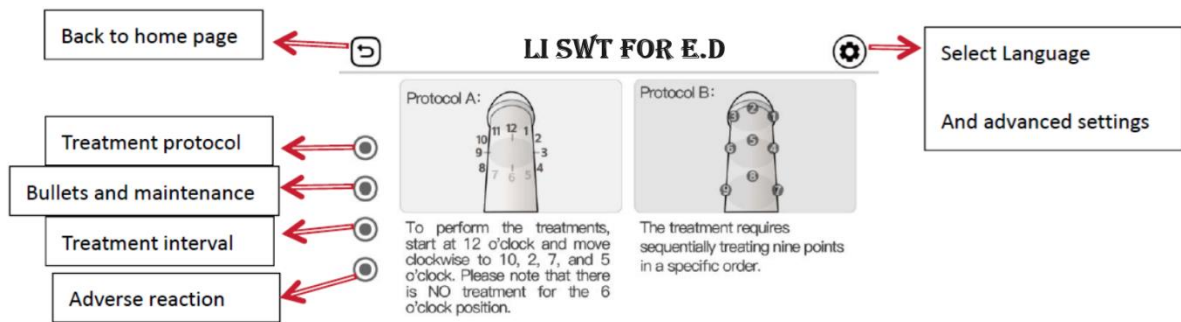
(3) Enter password: "888888"



(4) Main Interface To Adjustment Parameter



(5) Click “Setting” Enter The Usage Instructions



Important Note: Apply coupling gel (Ultrasound gel) on the shaft completely. Then start treatment.

Protocol A: Linear hit along the 5 directions. From top to Base. 900 shocks for each direction.

Protocol B: Hit at 9 points in a specific order. 500 shocks for each point

(6) Treatment Recommendation

Days 1-30	2 Treatments/Week	During initial treatments, tissue responds, but results may not be noticeable.
Days 30-60	Recovery	Extended recovery period with no treatments.
Days 60-90	2 Treatments/Week	Perform another cycle of treatments; many report improvement.
Days 90-120	Recovery	Final recovery period for full tissue response.

(7) Adverse reaction

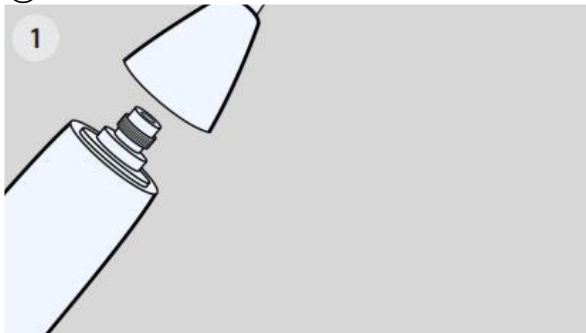
- Experiencing Discomfort During Use: Ensure the treatment tip is in contact with your penis shaft before starting. Apply moderate pressure for proper acoustic coupling. If discomfort persists, stop immediately.
- Bruising, Swelling, or Bleeding: Minor bruising in the treatment area may occur. Use moderate pressure to prevent it. if you are experiencing swelling, bleeding stop immediately.
- No Discernable Results:
 - Complete the full treatment protocol as it is not an overnight solution.
 - Consult your physician to assess your overall health, as other factors may impede maximum results.

【8】 More Photos



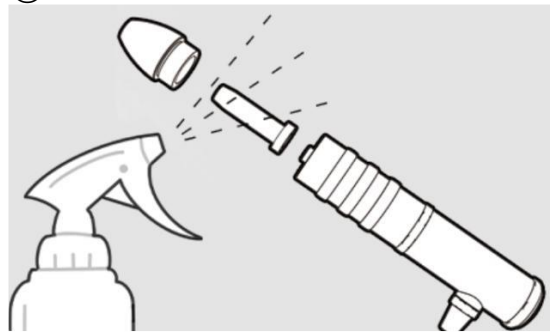
【9】 Cleaning LI SWT After Use

①



Unplug The LI SWT device from the power adapter and unscrew the nose cone to fully remove the treatment tip.

②



Remove the accessory by unplugging and unscrewing the nose cone.

Clean the accessory surfaces with rubbing alcohol or soap and water.

【10】 Troubleshooting Guide

Problem	Possible Solution
Feeling Pain During Use	<ul style="list-style-type: none"> • Make sure the treatment tip is in contact with your penis shaft before pressing the start button. Otherwise, initial contact could be uncomfortable. • Reduce the pressure applied during treatment to a more comfortable level. Moderate pressure is required for appropriate acoustic coupling. • If pain continues, stop treatments and consult your physician.
Bruising, Swelling, or Bleeding	<ul style="list-style-type: none"> • Minor bruising in the treatment area is possible for some men. This may be avoided by using moderate pressure in the treatment area. • Stop immediately if you experience swelling, bleeding, or prolonged numbness.
I Have Not Noticed Any Results	<ul style="list-style-type: none"> • The LI SWT is not an overnight fix. • Make sure that you are following correct therapy protocol • Consult your physician to confirm that the rest of your health picture is good and confirm that • No other health condition is holding you back from maximum results.

TEXAS WELLNESS

LI SWT for E.D

-----Embrace Your Sexual Well-being

